



**Year 2 SATs**

**Information Meeting**



# Purpose of the Meeting

- Key dates for SATs week
- Explain how they are marked
- Share the expectations for each subject
- Look at example questions
- Explain what we are doing in school
- Discuss how you can help

# When will SATs take place?

## **Key stage 1**

The key stage 1 tests should be administered during May 2022.

<b>Date</b>	<b>Activity</b>
May 2022	Key stage 1 test period
Week commencing Monday 6 June 2022	Phonics screening check week


SVS WB: 16<sup>th</sup> May 2022

In addition, **writing** teacher assessment is reported in June.

Please avoid booking any appointments or holidays during this week! If your child is ill, please inform us ASAP.

# National Curriculum tests

- At the end of Key Stage 1 all children are required to be tested on areas of English and Maths.
- The National Curriculum tests (commonly called SATs) are taken in May.
- The tests support teacher assessment and provide useful information to monitor progress and provide support for individuals. **It is the ongoing teacher assessment that is submitted at the end of the year and not solely the tests results.**

- 
- The tests are incorporated into everyday classroom practice throughout the year, and will be as stress free for the children as possible. The children carry out sample and practise papers to prepare them for the test layout and structure. These are presented to the children as part of their usual English and Maths sessions.
  - The tests will be taken with adults that the children are familiar with. The tests are not strictly timed, however there is a suggested time frame for each one. We will use our professional judgment to decide when each child has achieved their best.
  - The children will not be put under any extra pressure, and we will ensure that all children are in an environment where they can concentrate.
  - For the majority of children the tests will be taken in the Year 2 classrooms. However, for some children the tests may be taken in smaller groups, where an adult can prompt, scribe or read (where appropriate).

# Reading

- ▶ Paper 1 – short text to read with questions to answer
- ▶ Paper 2 – longer text in a separate booklet and then an answer booklet

Across the two papers, the texts will cover a range of fiction, non-fiction and poetry. The questions are designed to assess the comprehension and understanding of a child's reading.

Some questions require the children to write an answer on a line, some are tick box answers and others may require the children to fill in parts of a chart. For some questions the children need to order parts of the text by numbering the boxes and for other questions the children are asked to **find and copy** specific words.

In Paper 2, some questions are worth 2 marks and these usually require the children to give two reasons or two examples.

# Sample Questions:


## My Big Brother JJ

I was happy. My brother JJ was happy.  
It was nearly half term.

Then Mum rushed into the room.

“JJ! Jasmine! I need to talk to you about next week. I know it is holiday time, but I have to go to work,” she said.

“I need to know that you can be a good girl for JJ. He will be in charge.”



1

Draw **three** lines to show what Jasmine and JJ did on each day.

Monday

• did something for Mum

Wednesday

• went to the fair

Friday

• went to the circus

2

What did Jasmine and JJ see at the circus?

---

# Maths

- Paper 1 – Arithmetic (25 questions / 25 marks)

This covers calculation methods for all four operations.

- Paper 2 – Reasoning

This paper covers problem solving, reasoning and mathematical fluency. This includes units from the Year 2 Maths Curriculum, such as:

- **number and place value,**
- **calculation (addition, subtraction, multiplication and division),**
- **fractions,**
- **measurement,**
- **properties of 2D and 3D shape,**
- **position and direction,**
- **statistics**



# Sample Questions (arithmetic):

18

$$23 + 37 = \boxed{\phantom{000}}$$



1 mark

23

$$\frac{2}{4} \text{ of } 36 = \boxed{\phantom{000}}$$




1 mark

# Sample Questions (reasoning):

Match each clock to the time it shows.



twenty-five past four



quarter to four



quarter past four

Sam has four number cards.

10

20

30

40

Use **three** of his cards to make these correct.

27

+



=

67

54


-



=

34

+



88

=

98

# Spelling, Punctuation and Grammar

- Paper 1 – Spelling (20 questions / 20 marks)
- Paper 2 – Questions (20 marks)

The question paper will assess the children's knowledge of the terms from the Year 2 Spelling, Punctuation and Grammar Curriculum, such as:

- **verbs, adjectives, nouns, adverbs**
- **statements, exclamations, commands, questions**
- **punctuation – such as full stops, commas, exclamation and question marks, capital letters, apostrophes (for possession and contraction)**
- **conjunctions**
- **tenses**
- **suffixes and prefixes**

# Sample Questions:

Use only the words in the box below to write a **statement**.

flower      the      grow      will

Remember to use correct punctuation.

Tick to show whether each sentence is in the **past tense** or the **present tense**.

Sentence	Past tense	Present tense
Samir enjoys cooking.		
Eva laughed at the joke.		
Poppy caught the ball.		

# Spelling

- 17.** Coins are made out of \_\_\_\_\_.
- 18.** In maths, we learnt what a \_\_\_\_\_ is.
- 19.** The audience \_\_\_\_\_ loudly.
- 20.** Our teacher tells us the \_\_\_\_\_ stories.

**Spelling 17:** The word is **metal**.

Coins are made out of **metal**.

The word is **metal**.

**Spelling 18:** The word is **fraction**.

In maths, we learnt what a **fraction** is.

The word is **fraction**.

**Spelling 19:** The word is **clapped**.

The audience **clapped** loudly.

The word is **clapped**.

**Spelling 20:** The word is **funniest**.

Our teacher tells us the **funniest** stories.

The word is **funniest**.

# Teacher Assessment

- ▶ Your child's class teacher will use the results from the tests, along with the work your child has done throughout the year, to help reach our judgements about how your child is progressing at the end of Key Stage 1.
- ▶ In reading, writing and maths children will be assessed as either:
  - ▶ **Working towards the expected standard,**
  - ▶ **Working at the expected standard,**
  - or
  - ▶ **Working at 'greater depth' within the standard.**
- ▶ Evidence will be used from the children's reading, writing and maths work throughout the year and judgements will be made with reference to the assessment criteria. These judgements will be moderated within the school and across other schools.
- ▶ The teacher assessment judgements will be reported to you in their end of year report.

# Writing: Assessed by the class teacher

## Working at the expected standard

The pupil can, after discussion with the teacher:

- write simple, coherent narratives about personal experiences and those of others (real or fictional)
- write about real events, recording these simply and clearly
- demarcate most sentences in their writing with capital letters and full stops, and use question marks correctly when required
- use present and past tense mostly correctly and consistently
- use co-ordination (e.g. or / and / but) and some subordination (e.g. when / if / that / because) to join clauses
- segment spoken words into phonemes and represent these by graphemes, spelling many of these words correctly and making phonically-plausible attempts at others
- spell many common exception words\*
- form capital letters and digits of the correct size, orientation and relationship to one another and to lower-case letters
- use spacing between words that reflects the size of the letters.

# Writing: Assessed by the class teacher

## Working at greater depth

The pupil can, after discussion with the teacher:

- write effectively and coherently for different purposes, drawing on their reading to inform the vocabulary and grammar of their writing
- make simple additions, revisions and proof-reading corrections to their own writing
- use the punctuation taught at key stage 1 mostly correctly^
- spell most common exception words\*
- add suffixes to spell most words correctly in their writing (e.g. –ment, –ness, –ful, –less, –ly)\*
- use the diagonal and horizontal strokes needed to join some letters.





# How are they marked?

- Tests are marked internally.
- Children receive a raw score (e.g. the number of marks they achieved in each test).
- It is then 'scaled' – this means it is converted to a scaled score. Scaled scores range from 80 – 120.
- If they score around 100, they will have reached the 'expected' standard. A higher score (110+) is labelled 'Greater Depth' and a lower score (<100) will be classed as 'Working Towards'.

# How can you help your child?

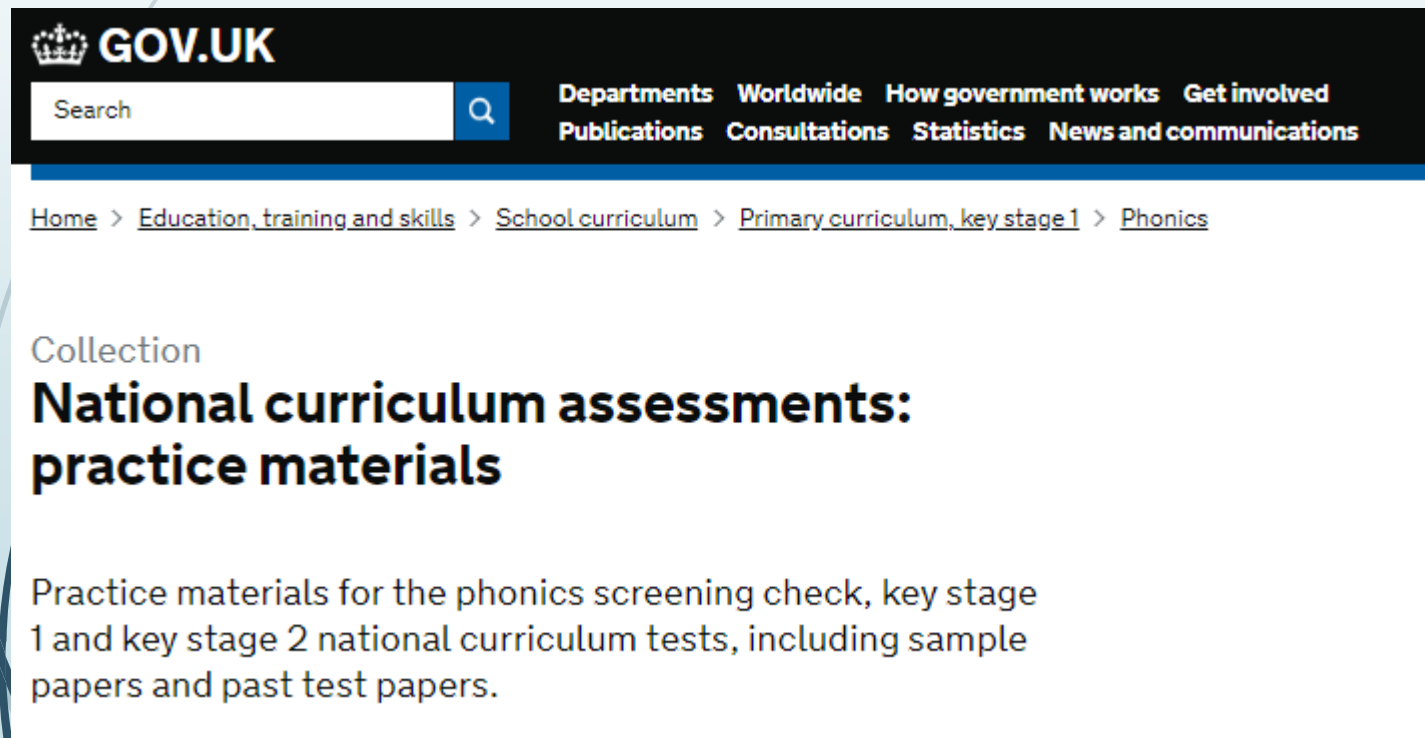
- Supporting and reassuring your child that there is nothing to worry about.
- Praising and encouraging your child.
- Explaining that all anyone asks is that they try their best!
- Ensuring your child has the best possible attendance at school.
- Supporting your child with reading, spelling, handwriting and homework.
- Talking to your child about what they have learnt at school.

# SATs Revision Books



# Practise papers are available online

<https://www.gov.uk/government/collections/national-curriculum-assessments-practice-materials>



The screenshot shows the GOV.UK website interface. At the top left is the GOV.UK logo. To its right is a search bar with a magnifying glass icon. Further right are navigation links: Departments, Worldwide, How government works, Get involved, Publications, Consultations, Statistics, and News and communications. Below the navigation is a breadcrumb trail: Home > Education, training and skills > School curriculum > Primary curriculum, key stage 1 > Phonics. The main content area features the heading 'Collection' followed by the title 'National curriculum assessments: practice materials' in a large, bold font. Below the title is a paragraph of text: 'Practice materials for the phonics screening check, key stage 1 and key stage 2 national curriculum tests, including sample papers and past test papers.'

**GOV.UK**

Search

Departments Worldwide How government works Get involved  
Publications Consultations Statistics News and communications

Home > [Education, training and skills](#) > [School curriculum](#) > [Primary curriculum, key stage 1](#) > [Phonics](#)

Collection

## National curriculum assessments: practice materials

Practice materials for the phonics screening check, key stage 1 and key stage 2 national curriculum tests, including sample papers and past test papers.

# Do not worry!

- ▶ Whilst SATs are statutory, teachers will be assessing your child's progress throughout the year.
- ▶ This means that the scores that your child achieves in the SATs are just one part of the assessment process.
- ▶ Your child's final end of year results are determined by the teacher and not the tests!

**The children are working incredibly hard in Year 2, and we are extremely proud of all their achievements so far!**



## Any Questions?

I hope this will give you an idea of what the Year 2 SATs involve.

If you have any questions, please do not hesitate to ask.

**Thank you for joining and for your continued support.  
We really do appreciate it!**